

Types, Values & Simple I/O

EECS 230

Winter 2017

Road map

- Strings and string I/O
- Integers and integer I/O
- Types and objects *
- Type safety

* Not as in object orientation—we'll get to that much later.

Input and output

```
#include <eecs230.h>

int main()
{
    cout << "Please enter your name: ";

    string first_name;
    cin >> first_name;

    cout << "Hello, " << first_name << '\n';
}
```

Header files

```
#include <eecs230.h>
```

Includes our course *header file*, which provides an interface to *libraries*, into your program

Input and type

```
string first_name;  
cin >> first_name;
```

- We *define* a variable `first_name` to have type `string`
 - ▶ This means that `first_name` can hold textual data
 - ▶ The type of the variable determines what we can do with it
- Here, `cin>>first_name;` reads characters until it sees whitespace (“a word”)

Reading multiple words

```
int main()
{
    cout << "Please enter your first and second names

    string first;
    string second;
    cin >> first >> second;
    string name = first + ' ' + second;

    cout << "Hello, " << name << '\n';
}
```

Fine print: left out the `include`, since every program will have that from now on

Syntax of cin

```
cin >> a >> b;
```

means the same thing as

```
cin >> a;
```

```
cin >> b;
```

Syntax of cin

```
cin >> a >> b;
```

means the same thing as

```
cin >> a;
```

```
cin >> b;
```

IS THIS MAGIC?

Syntax of cin

```
cin >> a >> b;
```

means the same thing as

```
cin >> a;
```

```
cin >> b;
```

IS THIS MAGIC? No, because

- `cin >> a` returns a reference to `cin`

Syntax of cin

```
cin >> a >> b;
```

means the same thing as

```
cin >> a;  
cin >> b;
```

IS THIS MAGIC? No, because

- `cin >> a` returns a reference to `cin`
- `cin >> a >> b` means `(cin >> a) >> b`

Syntax of cin

```
cin >> a >> b;
```

means the same thing as

```
cin >> a;  
cin >> b;
```

IS THIS MAGIC? No, because

- `cin >> a` returns a reference to `cin`
- `cin >> a >> b` means `(cin >> a) >> b`
- *i.e.*, operator `>>` is *left associative*

Syntax of cin

```
cin >> a >> b;
```

means the same thing as

```
cin >> a;  
cin >> b;
```

IS THIS MAGIC? No, because

- `cin >> a` returns a reference to `cin`
- `cin >> a >> b` means `(cin >> a) >> b`
- *i.e.*, operator `>>` is *left associative*
- (same deal for `cout` and operator `<<`)

Reading integers

```
int main()
{
    cout << "Please enter your first name and age:\n";

    string first_name;
    int age;
    cin >> first_name >> age;

    cout << "Hello, " << first_name << ", age "
         << age << '\n';
}
```

Integers and numbers

string s

| int x or double x

Integers and numbers

<code>string s</code>	<code>int x</code> or <code>double x</code>
<code>cin >> s</code> reads a word	<code>cin >> x</code> reads a number

Integers and numbers

string s

cin >> s reads a word

cout << s writes

int x or double x

cin >> x reads a number

cout << x writes

Integers and numbers

<code>string s</code>	<code>int x</code> or <code>double x</code>
<code>cin >> s</code> reads a word	<code>cin >> x</code> reads a number
<code>cout << s</code> writes	<code>cout << x</code> writes
<code>s1 + s2</code> concatenates	<code>x1 + x2</code> adds

Integers and numbers

`string s`

`cin >> s` reads a word

`cout << s` writes

`s1 + s2` concatenates

`++s` is an error

`int x` or `double x`

`cin >> x` reads a number

`cout << x` writes

`x1 + x2` adds

`++x` increments in place

Integers and numbers

<code>string s</code>	<code>int x</code> or <code>double x</code>
<code>cin >> s</code> reads a word	<code>cin >> x</code> reads a number
<code>cout << s</code> writes	<code>cout << x</code> writes
<code>s1 + s2</code> concatenates	<code>x1 + x2</code> adds
<code>++s</code> is an error	<code>++x</code> increments in place

The type of a variable determines

- what operations are valid
- and what they mean for that type

Names, a/k/a identifiers

A legal name in C++

- starts with a letter,

Names, a/k/a identifiers

A legal name in C++

- starts with a letter,
- contains only letters, digits, and underscores, and

Names, a/k/a identifiers

A legal name in C++

- starts with a letter,
- contains only letters, digits, and underscores, and
- isn't a language keyword (e.g., `if`).

Names, a/k/a identifiers

A legal name in C++

- starts with a letter,
- contains only letters, digits, and underscores, and
- isn't a language keyword (e.g., `if`).

Which of these names are illegal? Why?

- purple line
- number_of_bees
- jflsiejslf_
- else
- time\$to\$market
- Fourier_transform
- 12x
- y2

Names, a/k/a identifiers

A legal name in C++

- starts with a letter,
- contains only letters, digits, and underscores, and
- isn't a language keyword (e.g., `if`).

Which of these names are illegal? Why?

- `purple line` (space not allowed)
- `number_of_bees`
- `jflsiejslf_`
- `else` (keyword)
- `timetomarket` (bad punctuation)
- `Fourier_transform`
- `12x` (starts with a digit)
- `y2`

Also, don't start a name with an underscore

The compiler might allow it, but technically such names are reserved for the system

Choose meaningful names

- Abbreviations and acronyms can be confusing: myw, bamf, TLA

Choose meaningful names

- Abbreviations and acronyms can be confusing: myw, bamf, TLA
- Very short names are meaningful only when there's a convention:
 - ▶ x is a local variable
 - ▶ n is an `int`
 - ▶ i is a loop index

Choose meaningful names

- Abbreviations and acronyms can be confusing: myw, bamf, TLA
- Very short names are meaningful only when there's a convention:
 - ▶ x is a local variable
 - ▶ n is an `int`
 - ▶ i is a loop index
- The length of a name should be proportional to its scope

Choose meaningful names

- Abbreviations and acronyms can be confusing: myw, bamf, TLA
- Very short names are meaningful only when there's a convention:
 - ▶ x is a local variable
 - ▶ n is an `int`
 - ▶ i is a loop index
- The length of a name should be proportional to its scope
- Don't use overly long names

Choose meaningful names

- Abbreviations and acronyms can be confusing: myw, bamf, TLA
- Very short names are meaningful only when there's a convention:
 - ▶ x is a local variable
 - ▶ n is an `int`
 - ▶ i is a loop index
- The length of a name should be proportional to its scope
- Don't use overly long names
 - ▶ Good:
 - ▶ `partial_sum`
 - ▶ `element_count`

Choose meaningful names

- Abbreviations and acronyms can be confusing: myw, bamf, TLA
- Very short names are meaningful only when there's a convention:
 - ▶ x is a local variable
 - ▶ n is an `int`
 - ▶ i is a loop index
- The length of a name should be proportional to its scope
- Don't use overly long names
 - ▶ Good:
 - ▶ `partial_sum`
 - ▶ `element_count`
 - ▶ Bad:
 - ▶ `the_number_of_elements`
 - ▶ `remaining_free_slots_in_the_symbol_table`

Simple arithmetic

```
int main()
{
    cout << "Please enter a floating-point number: ";

    double f;
    cin >> f;

    cout << "f == " << f
         << "\nf + 1 == " << f + 1
         << "\n2f == " << 2 * f
         << "\n3f == " << 3 * f
         << "\nf2 == " << f * f
         << "\n√f == " << sqrt(f) << '\n';
}
```

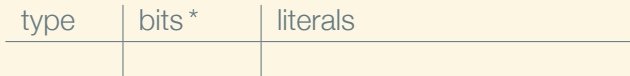

A simple computation

```
int main()
{
    double r;

    cout << "Please enter the radius: ";
    cin >> r;

    double c = 2 * M_PI * r;
    cout << "Circumference is " << c << '\n';
}
```

Types and literals



* on current architectures

Types and literals

type	bits [*]	literals
bool	1 [†]	true, false

* on current architectures

† stored as 8 bits

Types and literals

type	bits [*]	literals
bool	1 [†]	true, false
char	8	'a', 'B', '4', '/'

* on current architectures

† stored as 8 bits

Types and literals

type	bits *	literals
bool	1 †	true, false
char	8	'a', 'B', '4', '/'
int	32 or 64	0, 1, 765, -6, 0xCAFE

* on current architectures

† stored as 8 bits

Types and literals

type	bits *	literals
bool	1 †	true, false
char	8	'a', 'B', '4', '/'
int	32 or 64	0, 1, 765, -6, 0xCAFE
long	64	0L, 1L, 10000000000L

* on current architectures

† stored as 8 bits

Types and literals

type	bits *	literals
bool	1 †	true, false
char	8	'a', 'B', '4', '/'
int	32 or 64	0, 1, 765, -6, 0xCAFE
long	64	0L, 1L, 10000000000L
double	64	0.0, 1.2, -0.765, -6e15

* on current architectures

† stored as 8 bits

Types and literals

type	bits *	literals
bool	1 †	true, false
char	8	'a', 'B', '4', '/'
int	32 or 64	0, 1, 765, -6, 0xCAFE
long	64	0L, 1L, 10000000000L
double	64	0.0, 1.2, -0.765, -6e15
string	varies	"Hello, world!" ‡

* on current architectures

† stored as 8 bits

‡ actually has type `const char[]`, but converts automatically to `string`

Types

- C++ provides built-in types:
 - ▶ `bool`
 - ▶ (unsigned or signed) `char`
 - ▶ (unsigned) `short`
 - ▶ (unsigned) `int`
 - ▶ (unsigned) `long`
 - ▶ `float`
 - ▶ `double`

Types

- C++ provides built-in types:
 - ▶ `bool`
 - ▶ (unsigned or signed) `char`
 - ▶ (unsigned) `short`
 - ▶ (unsigned) `int`
 - ▶ (unsigned) `long`
 - ▶ `float`
 - ▶ `double`
- C++ programmers can define new types
 - ▶ called “user-defined types”
 - ▶ you’ll learn to define your own soon

Types

- C++ provides built-in types:
 - ▶ `bool`
 - ▶ (unsigned or signed) `char`
 - ▶ (unsigned) `short`
 - ▶ (unsigned) `int`
 - ▶ (unsigned) `long`
 - ▶ `float`
 - ▶ `double`
- C++ programmers can define new types
 - ▶ called “user-defined types”
 - ▶ you’ll learn to define your own soon
- The C++ standard library (STL) provides types
 - ▶ e.g., `string`, `vector`, `complex`
 - ▶ technically these are user-defined, but they come with C++

Objects

- An *object* is some memory that can hold a value (of some particular type)

Objects

- An *object* is some memory that can hold a value (of some particular type)
- A *variable* is a named object

Objects

- An *object* is some memory that can hold a value (of some particular type)
- A *variable* is a named object
- A *definition* names and creates an object

Objects

- An *object* is some memory that can hold a value (of some particular type)
- A *variable* is a named object
- A *definition* names and creates an object
- A *initialization* fills in the initial value of a variable

Definition and initialization

```
int a;
```


Definition and initialization

```
int a;
```

a: 

Definition and initialization

```
int a;
```

```
a: -2340024
```

Definition and initialization

```
int a;
```

```
int b = 9;
```

a:

b:

Definition and initialization

```
int a;
```

```
int b = 9;
```

```
auto c = 'z'; // c is a char
```

a:

b:

c:

Definition and initialization

`int a;`

a:

`int b = 9;`

b:

`auto c = 'z';` *// c is a char*

c:

`double x = 6.7;`

x:

Definition and initialization

`int a;`

a:

-2340024

`int b = 9;`

b:

9

`auto c = 'z';` // *c is a char*

c:

'z'

`double x = 6.7;`

x:

6.7

`string s = "hello!";`

s:

6	"hello!"
---	----------

Definition and initialization

`int a;`

a:

-2340024

`int b = 9;`

b:

9

`auto c = 'z';` // *c is a char*

c:

'z'

`double x = 6.7;`

x:

6.7

`string s = "hello!";`

s:

6	"hello!"
---	----------

`string t;`

t:

0	""
---	----

Language rule: Type safety

Definition: In a *type safe* language, objects are used only according to their types

Language rule: Type safety

Definition: In a *type safe* language, objects are used only according to their types

- Only operations defined for an object will be applied to it
- A variable will be used only after it has been initialized
- Every operation defined for a variable leaves the variable with a valid value

Language rule: Type safety

Definition: In a *type safe* language, objects are used only according to their types

- Only operations defined for an object will be applied to it
- A variable will be used only after it has been initialized
- Every operation defined for a variable leaves the variable with a valid value

Ideal: Static type safety

- A program that violates type safety will not compile
- The compiler reports every violation

Language rule: Type safety

Definition: In a *type safe* language, objects are used only according to their types

- Only operations defined for an object will be applied to it
- A variable will be used only after it has been initialized
- Every operation defined for a variable leaves the variable with a valid value

Ideal: Static type safety

- A program that violates type safety will not compile
- The compiler reports every violation

Ideal: Dynamic type safety

- An operation that violates type safety will not be run
- The program or run-time system catches every potential violation

Assignment and increment

The value of a variable may change.

`int a = 7;` a:
 



Assignment and increment

The value of a variable may change.

	a:
<code>int a = 7;</code>	<input type="text" value="7"/>
<code>a = 9;</code>	<input type="text"/>

Assignment and increment

The value of a variable may change.

	a:
<code>int a = 7;</code>	
<code>a = 9;</code>	

Assignment and increment

The value of a variable may change.

	a:
<code>int a = 7;</code>	7
<code>a = 9;</code>	9
<code>a = a + a;</code>	

Assignment and increment

The value of a variable may change.

	a:
<code>int a = 7;</code>	7
<code>a = 9;</code>	9
<code>a = a + a;</code>	18

Assignment and increment

The value of a variable may change.

	a:
<code>int a = 7;</code>	7
<code>a = 9;</code>	9
<code>a = a + a;</code>	18
<code>a += 2;</code>	

Assignment and increment

The value of a variable may change.

	a:
<code>int a = 7;</code>	7
<code>a = 9;</code>	9
<code>a = a + a;</code>	18
<code>a += 2;</code>	20

Assignment and increment

The value of a variable may change.

	a:
<code>int a = 7;</code>	7
<code>a = 9;</code>	9
<code>a = a + a;</code>	18
<code>a += 2;</code>	20
<code>++a;</code>	

Assignment and increment

The value of a variable may change.

	a:
<code>int a = 7;</code>	7
<code>a = 9;</code>	9
<code>a = a + a;</code>	18
<code>a += 2;</code>	20
<code>++a;</code>	21

A type safety violation: implicit narrowing

Beware! C++ does not prevent you from putting a large value into a small variable (though a compiler may warn)

```
int main()
{
    int a = 20000;
    char c = a;
    int b = c;

    if (a != b)    // != means "not equal"
        cout << "oops!: " << a << " != " << b << '\n';
    else
        cout << "Wow! We have large characters\n";
}
```

Try it to see what value **b** gets on your machine

A type-safety violation: uninitialized variables

Beware! C++ does not prevent you from trying to use a variable before you have initialized it (though a compiler typically warns)

```
int main()
{
    int x;           // x gets a "random" initial value
    char c;          // c gets a "random" initial value
    double d;        // d gets a "random" initial value

    // not every bit pattern is a valid floating-point value, and on some
    // implementations copying an invalid float/double is an error:
    double dd = d; // potential error: some implementations

    // prints garbage (if you're lucky):
    cout << " x: " << x << " c: " << c << " d: " << d << '\n';
}
```

A type-safety violation: uninitialized variables

Beware! C++ does not prevent you from trying to use a variable before you have initialized it (though a compiler typically warns)

```
int main()
{
    int x;           // x gets a "random" initial value
    char c;         // c gets a "random" initial value
    double d;       // d gets a "random" initial value

    // not every bit pattern is a valid floating-point value, and on some
    // implementations copying an invalid float/double is an error:
    double dd = d; // potential error: some implementations

    // prints garbage (if you're lucky):
    cout << " x: " << x << " c: " << c << " d: " << d << '\n';
}
```

Always initialize your variables. Watch out: The debugger may initialize variables that don't get initialized when running normally

A technical detail

In memory, everything is just bits; type is what gives meaning to the bits:

- (bits/binary) 01100001 is the `int 97` and also `char 'a'`
- (bits/binary) 01000001 is the `int 65` and also `char 'A'`
- (bits/binary) 00110000 is the `int 48` and also `char '0'`

```
char c = 'a';
```

```
cout << c; // print the value of character c, which is 'a'
```

```
int i = c;
```

```
cout << i; // print the integer value of the character c, which is 97
```


A word on efficiency

For now, don't worry about "efficiency"

- Concentrate on correctness and simplicity of code

A word on efficiency

For now, don't worry about "efficiency"

- Concentrate on correctness and simplicity of code

C++ is derived from C, low-level programming language

- C++'s built-in types map directly to computer main memory
 - ▶ a **char** is stored in a byte
 - ▶ an **int** is stored in a word
 - ▶ a **double** fits in a floating-point register
- C++'s built-in ops. map directly to machine instructions
 - ▶ + on **ints** is implemented by an integer add operation
 - ▶ = on **ints** is implemented by a simple copy operation
 - ▶ C++ provides direct access to most of facilities provided by modern hardware

A word on efficiency

For now, don't worry about "efficiency"

- Concentrate on correctness and simplicity of code

C++ is derived from C, low-level programming language

- C++'s built-in types map directly to computer main memory
 - ▶ a **char** is stored in a byte
 - ▶ an **int** is stored in a word
 - ▶ a **double** fits in a floating-point register
- C++'s built-in ops. map directly to machine instructions
 - ▶ + on **ints** is implemented by an integer add operation
 - ▶ = on **ints** is implemented by a simple copy operation
 - ▶ C++ provides direct access to most of facilities provided by modern hardware

A bit of philosophy

- One of the ways that programming resembles other kinds of engineering is that it involves tradeoffs.
- You must have ideals, but they often conflict, so you must decide what really matters for a given program.
 - ▶ Type safety
 - ▶ Run-time performance
 - ▶ Ability to run on a given platform
 - ▶ Ability to run on multiple platforms with same results
 - ▶ Compatibility with other code and systems
 - ▶ Ease of construction
 - ▶ Ease of maintenance
- Don't skimp on correctness or testing
- By default, aim for type safety and portability